

**T.G.T.(Arts,Medical,Non-Medical)/Shastri/  
L.T./J.B.T./Punjabi/Urdu  
TEACHER ELIGIBILITY TEST  
June-2022**



**H. P. BOARD OF SCHOOL EDUCATION  
DHARAMSHALA (KANGRA) 176213**

**Telephone No.:01892-242192**

**Website: [www.hpbose.org](http://www.hpbose.org).**

**Email Id: [hpboseet@gmail.com](mailto:hpboseet@gmail.com)**

**Date of online application form submission starts :10.06.2022**

**Last date submission of application (without late fee): :01.07.2022 (Till 11:59PM)**

**Submission of Online Application with Late Fee of Rs.300: 02-07-2022 to 04-07-2022 (Till 11:59PM)**

**Period for online corrections in Particulars {No correction  
Will be allowed in any particulars after this date}**

**: 05-07-2022 to 07.07.2022 (Till 11:59 Pm)**

P  
R  
O  
S  
P  
E  
C  
T  
U  
S

# INDEX

| Sr.No. | Particulars   | Page  |
|--------|---|-------|
| 1.     | Whom and How to Contact                                       | 3     |
| 2.     | Important Note  | 4     |
| 3.     | Important Dates   | 5     |
| 4.     | Schedule of Examination                                       | 5     |
| 5.     | Mode & Method of submission of online Application form        | 5-6   |
| 6.     | STEP TO FILL UP ONLINE APPLICATION                            | 7-8   |
| 7.     | Fee for Teacher Eligibility Test 2022                         | 8     |
| 8.     | Correction/Updation in Details                                | 8     |
| 9.     | Minimum Eligibility Conditions                                | 9-13  |
| 10.    | Pattern of Teacher Eligibility Test                           | 13    |
| 11.    | Structure of Teacher Eligibility Test                         | 13-14 |
| 12.    | Validity  | 15    |
| 13.    | Applicability   | 15    |
| 14.    | Age limit   | 15    |
| 15.    | Examination Centre  | 15-16 |
| 16.    | Language of Question paper                                    | 16    |
| 17.    | Sample OMR sheet  | 16    |
| 18.    | Use of calculating devices                                    | 16    |
| 19.    | Admit Card  | 16-17 |
| 20.    | Evaluation and Declaration of Results                         | 17    |
| 21.    | Weeding out Rules   | 17    |
| 22.    | Category/Sub-Category   | 17-18 |
| 23.    | Professional Qualification                                    | 18    |
| 24.    | Declaration   | 18    |
| 25.    | Instructions/Guidelines for the Candidate regarding OMR Sheet | 18-20 |

# **1. WHOM AND HOW TO CONTACT**

**Website:** [www.hpbose.org](http://www.hpbose.org)

**E-Mail Id:** [hpbosetet@gmail.com](mailto:hpbosetet@gmail.com)

## **BOARD OFFICE CONTACT NUMBERS**

**Phone:** 01892- 242192, **01892 –242216 to 01892 –242219,**

**Fax Nos:** 01892 –222817

|                                     |                                |              |
|-------------------------------------|--------------------------------|--------------|
| <b>Additional Secretary (D.E.B)</b> | Smt. Sabina Korla              | 01892-242118 |
| <b>Assistant Secretary (D.E.B)</b>  | Sh. Narain Dass<br>Raghuvanshi | 01892-242113 |
| <b>Section Officer (D.E.B)</b>      | Sh. Sunil Sharma               | 01892-242192 |

**Postal Address:** **Section Officer (Dept. Exam Branch),  
H.P. Board of School Education,  
Dharamshala -176213.**

## **TEACHER ELIGIBILITY TEST- JUNE 2022**

### **2. IMPORTANT NOTE:**

1. Please read the Information Bulletin of Teacher Eligibility Test-June-2022 carefully before you start filling the Online Application Form.
2. Candidates can apply only ONLINE for Teacher Eligibility Test-June-2022 through website <[www.hpbose.org](http://www.hpbose.org)>
3. The application for Teacher Eligibility Test-June-2022 has been made completely online with the facility to upload Biodata, photograph, signature & Fee detail of the applicant.
4. **The candidates should satisfy his/her eligibility before applying and shall be personally responsible in case he/she is not eligible to apply as per the given eligibility criteria.**
5. The Candidate should enter his/her particulars i.e. Name, Father's Name, Mother's Name & Date of Birth **as per his/her Matric Certificate**. Please note that no request for any change in particular **will be accepted under any circumstances after the specified date of online correction is over.**
7. **The candidate can confirm his/her candidature from the website. The candidature of the candidate, who's fees has not been online received by Board Office in the given stipulated time period will not be considered eligible for the Teacher Eligibility Test June- 2022 examination.**
8. Application Forms received through fax/post shall not be entertained and Board does not take responsibility to inform such candidates.
9. The applicants are strongly advised to apply online well in time without waiting for the last date of submission of online application.
10. The candidates are not required to send hard copy of confirmation page to HP Board of School Education Dharamshala. However, the candidates are advised to retain the hard copy of the application i.e. confirmation page for future reference.

### 3. IMPORTANT DATES:-

| Sr. No. | Description   | Important Dates                          |
|---------|---|--|
| 1.      | Submission of online Application Starts   | 10-06-2022                               |
| 2.      | Last Date for Submission of online Application & Payment through Payment Gateway (Without Late Fee)             | 01-07-2022 (Till 11:59 PM)               |
| 3.      | Submission of Online Application with a Late Fee of Rs.300  | 02-07-2022 to 04-07-2022 (Till 11:59 PM) |
| 4.      | Period for online corrections in Particulars {No correction will be allowed in any particulars after this date} | 05-07-2022 to 07-07-2022 (Till 11:59 PM) |
| 5.      | Download Admit Card from Board's website  | 4 days before the Exam.                  |

The applicants are strongly advised to apply online well in time without waiting for the last date of submission of online application.

### 4. SCHEDULE OF EXAMINATION

| SL. | Name of Examination  | Date of Exam | Timing               | Duration   |
|-----|----------------------|--------------|----------------------|------------|
| 1   | J.B.T. TET           | 24-07-2022   | 10.00 AM To 12.30 PM | 2.30 Hours |
| 2   | Shastri TET          | 24-07-2022   | 02.00 PM To 04.30 PM | 2.30 Hours |
| 3   | TGT(Non Medical) TET | 31-07-2022   | 10.00 AM To 12.30 PM | 2.30 Hours |
| 4   | Language Teacher TET | 31-07-2022   | 02.00 PM To 04.30 PM | 2.30 Hours |
| 5   | TGT (Arts) TET       | 07-08-2022   | 10.00AM To 12.30 PM  | 2.30 Hours |
| 6   | TGT (Medical) TET    | 07-08-2022   | 02.00 PM To 04.30 PM | 2.30 Hours |
| 7.  | Punjabi TET          | 13-08-2022   | 10.00AM To 12.30 PM  | 2.30 Hours |
| 8.  | Urdu TET             | 13-08-2022   | 02.00 PM To 04.30 PM | 2.30 Hours |

### 5. MODE AND METHOD OF ONLINE APPLICATION

|    |  |
|----|--|
| 1. | <p><b>online application form भरने हेतु प्रक्रिया निम्न प्रकार से होगी:-</b></p> <p>1. अभ्यर्थी बोर्ड वेबसाईट <a href="http://www.hpbose.org">www.hpbose.org</a> पर उपलब्ध TET- June 2022 -link पर जाकर click करें। इसके पश्चात दिशा-निर्देश(instructions) खुलेंगे। दिशा-निर्देशों के नीचे online application भरने हेतु new registration को click करें तदोपरान्त registration form को भरने उपरान्त Submit करें, Submit करने उपरान्त अभ्यर्थी को उसका online application No. प्राप्त होगा। जिसे अभ्यर्थी आगामी प्रक्रिया हेतु अपने पास नोट करके रख लें।</p> <p>2. Online application No. प्राप्त होने उपरान्त registration लिंक में Sign-In Option पर जाएं, अपना Application No. और जन्म तिथि डालकर प्रवेश सम्बन्धी समस्त प्रक्रिया जैसे कि अभ्यर्थी की समस्त जानकारी ध्यानपूर्वक भरें तदोपरान्त अगले चरण में फोटोग्राफ/हस्ताक्षर अपलोड करने होंगे। अगर अभ्यर्थी अपना Application No. भूल जाता है तो वह Forget link पर जा कर अपने Application No. को प्राप्त कर सकते हैं।</p> <p>3. अगले चरण में शुल्क सम्बन्धी प्रक्रिया होगी जिसमें अभ्यर्थी को Payment Gateway के माध्यम</p> |
|----|--|

|    |   |
|----|---|
|    | <p>से ऑनलाईन शुल्क निम्न प्रकार से जमा करवाना होगा:-</p> <p>अभ्यर्थी को Online application में Payment Gateway लिंक पर Click करने उपरान्त Debit Card/Credit Card/Netbanking के माध्यम से शुल्क जमा करवाना होगा।</p> <p>4. शुल्क सम्बन्धी प्रक्रिया उपरान्त online application में confirmation page का print out लेकर अभ्यर्थी अपने पास भविष्य के लिए संभाल कर रखें।</p> <p>5. अभ्यर्थी किसी भी online activity access के लिये अपने ऑन-लाईन एप्लीकेशन नम्बर को स्थायी रूप से अपने पास रखें, एप्लीकेशन नम्बर एवं DOB डाल कर Admit Card/Roll No. को download कर सकते हैं।</p>                 |
| 2. | Before applying candidates in their own interest are advised to go through the detail instructions in the prospectus carefully which is also available on the website ( <a href="http://www.hpbose.org">www.hpbose.org</a> ) of the Board.  |
| 3. | Before applying candidates must ensure that the all detail they have filled on the online application are correct. Select your TET subject, category, sub-category etc. carefully.  |
| 4. | The candidates seeking reservation benefits available for SC/ ST/OBC/Physical Handicapped (PHH). must ensure that they are entitled to such reservation as per eligibility prescribed in the PROSPECTUS. They should also be in possession of the certificates in the prescribed format in support of their claim at the time of interview as per Govt. norms. The eligibility shall be finally verified by the concerned recruiting agency / appointing authority.   |
| 5. | Candidates with disability of 40% or more only would be considered as Handicapped for reservation, wherever, such reservation is applicable.  |
| 6. | Mobiles including earphones and connected cords and other electronic gadgets are banned within the premises of the examination centers. Possession of such equipment whether in use or in switched off mode, during the examination will be considered as use of unfair means. Candidature of such candidates will be cancelled.  |
| 7. | The Board encourages candidates to apply online. Submission of online application avoids data discrepancies, wrong delivery of admit cards etc. Admit card can be downloaded from the website of the Board.   |
| 8. | <b>The Board will not undertake detailed scrutiny of applications for eligibility and other aspects at the time of written examination and therefore, the candidate is accepted only provisionally. The candidates are advised to go through the requirements of educational qualification etc. and satisfy themselves that they are eligible before applying. At the time of scrutiny if any claim in the application is not found substantiated, the candidature will be cancelled. The Government/Board constituted committee decision shall be final while dealing with such cases.</b> |

Candidate can only apply for Teacher Eligibility Test- June 2022 ONLINE by logging on board website [www.hpbose.org](http://www.hpbose.org).



## 6. STEP TO FILL UP ONLINE APPLICATION

### 6.1 INSTRUCTIONS FOR STEP 1 – ONLINE APPLICATION FORM

1. **Select your subject in which you want to appear** i.e. TGT (Arts), TGT (Medical), TGT (Non-Medical), Shastri, LT, JBT, Punjabi, Urdu carefully.
2. **Name of the Candidate, Father's/Mother's Name**  
Enter your Name, Father's/Mother's Name as it appears in your Matriculation certificate strictly. Do not write Mr., Mrs., Miss, Km. anywhere during online submission.
3. **Date of Birth**: Enter/Select your Date, Month and Year of your birth as per the English calendar and as recorded in your Matriculation Certificate. For example, if born on 3<sup>rd</sup> May 1990, the date should be entered as follows 03-05-1990.
4. **Contact/Mobile No:**  
Enter your 10 digit mobile No. in the appropriate box.
5. **E-Mail ID:**  
Enter your valid and active E-Mail ID in the appropriate box.
6. **Category:**  
Select your category i.e. GEN, SC, ST or OBC. **The category & sub-category declared by the candidate during the online application submission shall be final and shall not be changed under any circumstances.**
7. **Sub-category:**  
If you also belong to a sub-category, select in the box provided corresponding to your sub-category which is more beneficial to you:

| <b>Sub-Category</b>                                       | <b>Abbreviation</b>       |
|---|---------------------------|
| Physical Handicapped                                      | PHH                       |
| Below Poverty line/Integrated Rural Development Programme | BPL/IRDP                  |
| Ex-servicemen (self)                                      | Ex-Servicemen             |
| Dependent/wards of Ex-servicemen                          | Dependent/Wards of Ex-men |
| Children/Grand Children of Freedom Fighter's              | W.F.F                     |
| General Distinguished Sports Person                       | Sports                    |
| Having no sub-category                                    | None                      |

8. **Gender:**  
Select the appropriate option Male/Female.
9. **Appearing Status:**  
Select the appropriate option i.e. Passed/Appearing.
10. **Nationality:**  
Select appropriate option.
11. **Candidate's address (use capital letters):**  
Mention your complete Permanent & Correspondence address in capital letters with Pin code.
12. **Bonafide Himachali:**  
Select the appropriate option Yes/No.

**13. District/Revenue Sub Division to which belongs**

Select appropriate District/Revenue Sub Division and corresponding code to your revenue sub division to which you belong. The list of Revenue Sub Division and its code is given at *page no. 15-16 below.*

✓ Please select Revenue Sub Division.

**14. Preference regarding Exam Centre District & Sub Division.**

Select appropriate Exam Centre District & Sub Division and corresponding code to which you are taking the Examination. The list of Exam. Sub Division and its code is given at *page no. 15-16 below.*

**6.2. INSTRUCTIONS FOR STEP 2 – UPLOAD IMAGES**

**1. Photograph:**

- Scanned image of photograph should be in **jpg** format.
- Size of the photo image must be less than 20 kb
- Image Dimension of photograph should be 3.5 cm(width) x 4.5 cm(Height) only.

**2. Signature of Candidate:**

- The scanned image of signature should be in **jpg** format.
- Size of the signature image must be less than 15 kb.
- Image Dimension of signature should be 3.5 cm(length) x 1.5 cm(Height) only

**6.3 INSTRUCTIONS FOR STEP 3 – PAYMENT OF FEES**

*The fee can be remitted in the following ways:-*

- Through Payment Gateway by Net Banking or Debit Card/Credit Card.

**6.4 INSTRUCTIONS FOR STEP 4 – Print Out of Confirmation Page**

**1. Declaration:**

The candidates will be asked to check the particulars entered before final submission. The candidates are required to tick the declaration before final submission without which you will not be allowed to proceed further.

**2. Print of Confirmation Page:**

Candidates are required to take printout of confirmation page for record and keep it for their reference. The detail filled by candidate during the online submission shall be final and shall not be changed under any circumstances.

**7. Fees for Teacher Eligibility Test June- 2022 Examination:-**

|                                |                                      |
|--------------------------------|--------------------------------------|
| GENERAL & their Sub-Categories | Rs. 800/-(Rupees Eight Hundred only) |
| OBC/ST/SC/Physical handicapped | Rs.500/-(Rupees Five Hundred only)   |

Service Charges & Service Tax if applicable will be charged extra by the Bank.



## 8. Correction/Updation in Details:

The candidate's particulars cannot be changed/edited once the examination fee has been submitted. Thereafter corrections in the particulars can be made **online w.e.f. 05-07-2022** (Tuesday) to **07-07-2022**(Thursday) Till (11:59 Pm) only and no further request for change in particulars will be entertained under any circumstances. **The Board will not be responsible for any consequences arising out of non-acceptance of any correction/addition/deletion in any particular once filled in the Application Form whatsoever the reasons may be.**

The candidates shall be permitted to make on-line correction in their following particulars i.e. TET Subject, Candidate name, Father name, Mother Name, date of birth, Candidate Photo, Signature, Contact Number, Email Id, Gender, Eligibility, Nationality, Correspondence Address, Permanent Address, Pin-code, Distt., Choice of Examination Center Subdivision.

**No change will be accepted through offline mode i.e. through fax/application or by email etc. No correspondence in this regard will be entertained. Please note that no request for any change in particular will be accepted under any circumstances after the specified date for online correction is over.**

**Teacher Eligibility Test (TET) shall be conducted for the following teaching categories:-**

**(i) TGT(Arts) (ii) TGT(NM) (iii) TGT(Medical) (iv) Shastri (v) Language Teacher (vi) JBT (vii) Punjabi (viii) Urdu.**

**NOTE:-** In case an applicant intends to appear in TET for more than one teaching category he/she shall have to submit separate online application and fee for each category.

## 9. Minimum Eligibility Conditions :-

### 9.1 TGT (Arts)

a) B.A./B.Com. with at least 50% marks and 1 year Bachelor in Education(B.Ed.)

**OR**

b) B.A./B.Com. with at least 45% marks(only for those who have passed B.Ed. upto 30.08.2009) and 50% marks (for those who have passed B.Ed. after 30.08.2009) 1 year Bachelor in Education (B.Ed.) in accordance with NCTE (Recognition norms and Procedure) regulations issued from time to time in this regard.

**OR**

c) Senior Secondary (or its equivalent) with at least 50% marks and 4 years Bachelor in Elementary Education (B.El.Ed.)

**OR**

d) Senior Secondary (or its equivalent) with at least 50% marks and 4 years B.A.Ed.

**OR**

e) B.A./B.Com. with at least 50% marks and 1 year Bachelor in Education(B.Ed.) (Special Education).

### **9.2. TGT(Non-Medical)**

- a) B.Sc.(NM) with at least 50% marks and 1 year Bachelor in Education(B.Ed.)

**OR**

- b) B.Sc.(NM) with at least 45% marks(only for those who have passed B.Ed. upto 30.08.2009) and 50% marks (for those who have passed B.Ed. after 30.08.2009) 1 year Bachelor in Education(B.Ed.) in accordance with NCTE(Recognition norms and Procedure) regulations issued from time to time in this regard.

**OR**

- c) Senior Secondary (or its equivalent) with at least 50% marks and 4 years Bachelor in Elementary Education (B.El.Ed.)

**OR**

- d) Senior Secondary (or its equivalent) with at least 50% marks and 4 years B.Sc.(NM)Ed.

**OR**

- e) B.Sc (NM) with at least 50% marks and 1 year Bachelor in Education(B.Ed.) (Special Education).

### **9.3 TGT(Medical)**

- a) B.Sc.(Medical) with at least 50% marks and 1 year Bachelor in Education(B.Ed.)

**OR**

- b) B.Sc.(Medical) with at least 45% marks (only for those who have passed B.Ed. upto 30.08.2009) and 50% marks (for those who have passed B.Ed. after 30.08.2009 ) 1 year Bachelor in Education(B.Ed.) in accordance with NCTE(Recognition norms and Procedure) regulations issued from time to time in this regard.

**OR**

- c) Senior Secondary (or its equivalent) with at least 50% marks and 4 years Bachelor in Elementary Education (B.El.Ed.)

**OR**

- d) Senior Secondary (or its equivalent) with at least 50% marks and 4 years B.Sc.(Medical)Ed.

**OR**

- e) B.Sc.(Medical) with at least 50% marks and 1 year Bachelor in Education(B.Ed.) Special Education.

### **9.4 Shastri**

Shastri with at least 50% marks from an institution/University recognized by H.P. Government.

### **9.5 Language Teacher**

- a) B.A. with Hindi as an elective subject and 2 years Diploma in Elementary Education (by whichever name known)

**OR**

- b) BA with at least 50% marks with Hindi as an elective subject and 1 year Bachelor in Education (B.Ed.)

**OR**

- c) BA with at least 45% marks with Hindi as an elective subject and 1 year Bachelor in Education (B.Ed.) in accordance with the NCTE(Recognition Norms & Procedure) Regulations issued from time to time in this regard.

**OR**

- d) BA with at least 50% marks with Hindi as an elective subject and 1 year Bachelor in Education (B.Ed.) Special Education

**OR**

- c) Prabhakar (Honours in Hindi) with 50% marks followed by B.A. Examination (English and one additional subject) with 50% marks from recognized University and 1 year Bachelor in Education (B.Ed.)

**OR**

- f) M.A. (Hindi) with at least 50% marks from a recognized University and 1 year Bachelor in Education (B.Ed.)

### **9.6 Junior Basic Training (JBT)**

- a) 10+2 with 50% marks from a recognized Board/University and should possess two years JBT certificate course from an institute duly recognized by the Central State Govt.

**OR**

- b) Senior Secondary (or its equivalent) with at least 50% marks and two years Diploma in Elementary Education (by whatever name known).

**OR**

- c) Senior Secondary (or its equivalent) with at least 45% marks and two years Diploma in Elementary Education (by whatever name known), in accordance with the NCTE (Recognition Norms and Procedure), Regulations, 2002.

**OR**

- d) Senior Secondary (or its equivalent) with at least 50% marks and 4-years Bachelor of Elementary Education (B.El.Ed.).

**OR**

- e) Senior Secondary (or its equivalent) with at least 50% marks and 2-years Diploma in Elementary Education (Special Education)

**OR**

- f) Graduation and two years Diploma in Elementary Education (by whatever name known).

### **9.7 Punjabi Language Teacher**

- a) B.A. with Punjabi as an elective subject and 2 years Diploma in Elementary Education (by whatever name known)

**OR**

- b) BA with at least 50% marks with Punjabi as an elective subject and 1 year Bachelor in Education (B.Ed.)

**OR**

- c) BA with at least 45% marks with Punjabi as an elective subject and 1 year Bachelor in Education (B.Ed.) in accordance with the NCTE(Recognition Norms & Procedure) Regulations issued from time to time in this regard.

**OR**

- d) BA with at least 50% marks with Punjabi as an elective subject and 1 year Bachelor in Education (B.Ed.) Special Education

**OR**

- e) Giani with 50% marks followed by B.A. Examination (English and one additional subject) with 50% marks from recognized University and 1 year Bachelor in Education (B.Ed.)

**OR**

- f) M.A. (Punjabi) with at least 50% marks from a recognized University and 1 year Bachelor in Education (B.Ed.)

**Note:** Graduation from a recognized University with Punjabi as a subject during the three year of graduation, B.Ed. with teaching of Punjabi (State Teacher Eligibility Test)

## 9.8 Urdu Language Teacher

- a) B.A. with Urdu as an elective subject and 2 years Diploma in Elementary Education (by whatever name known)

OR

- b) BA with at least 50% marks with Urdu as an elective subject and 1 year Bachelor in Education (B.Ed.)

OR

- c) BA with at least 45% marks with Urdu as an elective subject and 1 year Bachelor in Education (B.Ed.) in accordance with the NCTE(Recognition Norms & Procedure) Regulations issued from time to time in this regard.

OR

- d) BA with at least 50% marks with Urdu as an elective subject and 1 year Bachelor in Education (B.Ed.) Special Education.

OR

- e) B.T. with 50% marks followed by B.A. Examination (English & one additional subject with 50%marks from a recognized University and 1 year Bachelor in Education (B.Ed.)

OR

- f) M.A. (Urdu) with at least 50% marks from a recognized University and 1 year Bachelor in Education (B.Ed.)

### Note:-I.

- (a) Adeeb-Kamil from jamia Urdu Aligarh will be considered/equivalent to B.A with Urdu.  
(b) Moallim-e Urdu from jamia Urdu Aligarh will be considered/equivalent to B.Ed.for teaching Urdu.

AND

**Note:-II.** Pass in Urdu Language Teacher Eligibility Test conducted by H.P.Board of School Education Dharamshala provided that the incumbents who have already qualified the Teacher Eligibility Test (TET) conducted by the H.P. Board of School Education Dharamshala shall also be eligible subject to the condition as laid in para-II of guidelines issued by the National Council for Teacher Education vide Notification No. 76-4/2010/NCTE/Acad. Dated 11.2.2011.

### Relaxations:

**Note(1).**Relaxation upto 5% in minimum educational qualification and also in minimum qualifying marks for TET to the candidates belonging to SC/ST/OBC/PHH categories of Himachal Pradesh.

**Note(2).**Candidates pursuing any of the teacher Education Programme in its final year (recognized by NCTE or the RCI, as the case may be) specified in the Gazette of India notification dated 25th August, 2010 are eligible for appearing in the TET examination.

### Note:

- (i) Please ensure that all the professional qualifications/diplomas/degrees/ certificate referred to above as minimum eligibility conditions must have been recognized by the NCTE. So far as the latest list of the recognized teacher education institutions, recognized courses offered at elementary level are concerned, this information is available at the NCTE website <<https://ncte.gov.in/Website/Index.aspx>>, the detailed information about courses approved by Rehabilitation Council of India is available at the RCI website <[www.rehabcouncil.nic.in/programmers/courses](http://www.rehabcouncil.nic.in/programmers/courses)>

- (ii) The Candidate should satisfy his/her eligibility before applying and shall be personally responsible in case he/she is not eligible to apply as per the given eligibility criteria. It is to be noticed that if a candidate has been allowed to appear in the Himachal Pradesh Teacher Eligibility Test it does not imply that the candidate's eligibility has been verified. It does not vest any right with the candidate for appointment. The eligibility shall be finally verified, by the concerned recruiting agency / appointing authority.

10. **PATTERN OF TEACHER ELIGIBILITY TEST**

There shall be one question paper in four different series having questions of multiple-choice/objective type, carrying 150 questions of one mark each to be attempted within 150 minutes. **There shall be 60% minimum qualifying marks.** There shall be no negative marking. A candidate shall have to choose the correct answer and shade against the appropriate choice in the OMR response sheet with **blue/black ball point pen** adhering to the instructions provided. As the answers will be given with blue/black ball point pen by darkening the appropriate circle, the candidates will have no option to change the answers once given. Therefore, before darkening the circle, correct option/answer may be ensured.

11. **STRUCTURE OF TEACHER ELIGIBILITY TEST**

|   |  |
|---|--|
| Sections of the question papers for TGTs  | <b>Section I and II common for TGT(Arts), TGT(NM) and TGT(Medical)</b>                                     |
|   | Section-I Q. 1-30 Child psychology and development, pedagogy, teaching learning processes.                 |
|   | Section-II Q. 31-60 General Awareness including Himachal Pradesh, Current Affairs & Environmental Studies. |
|   | <b>Section-III and IV for TGT(Arts)</b>  |
|   | Section-III Q. 61-90 English Literature & Grammar.   |
|   | Section-IV Q.91-150 Social Studies   |
|   | <b>Section-III and IV for TGT(NM)</b>  |
|   | Section-III Q. 61-90 Mathematics   |
|   | Section-IV Q. 91-150 Physics and Chemistry   |
|   | <b>Section-III and IV for TGT(Medical)</b>   |
| Standard of TGT TET   | Section-III Q.61-120 Botany and Zoology  |
|   | Section-IV Q. 121-150 Chemistry  |
| Test items on child psychology, development, pedagogy and teaching learning processes will focus on educational psychology of teaching and learning relevant to the age group 11 to 14 years. They will focus on understanding the characteristics needs and psychology of diverse learners, interaction with learners and the attributes and qualities of good facilitator of learning. The questions in the other sections will be based on the topics of the prescribed syllabus of the State for classes VI to VIII, but their difficulty standard as well as linkages could be up-to 10+2 level of H.P. Board of School Education. |  |



|  |  |
|--|--|
| <b>Structure and Standard of TET for Shastri</b> | Section-I Q. 1-120 based on Shastri degree course  |
|  | Section-II Q.121-150 General Awareness including Himachal Pradesh, Current Affairs & Environmental Studies                       |
| <b>Structure and Standard of TET for L.T.</b>    | Section-I Q. 1-120 Hindi Course of Graduation level.   |
|  | Section-II Q.121-150 General Awareness including Himachal Pradesh, Current Affairs & Environmental Studies.                      |
|  | Standard of L.T.TET will be of Hindi Course of Graduation level of HP University   |
| <b>Structure and Standard of TET for JBT</b>     | Section-I (Q. 1- 30) - Child Development and Pedagogy, teaching learning processes.  |
|  | Section-II (Q. 31-60) English literature & grammar   |
|  | Section-III (Q.61-90) Hindi literature & grammar   |
|  | Section-IV (Q.91-120) Mathematics  |
|  | Section-V (Q.121-150) Social Sciences, Environmental Studies and General awareness & current affairs including Himachal Pradesh. |

|  |   |
|--|---|
| <b>Structure of TET for Punjabi Language Teacher</b> | Number of question and weightage-150 question carrying one mark each  |
|  | Duration-2 hour 30 minutes  |
|  | Type of questions-Multiple choice variety with four alternative out of which only one is correct  |
|  | Negative Marking-No   |
|  | Sections of the question papers-<br>Section-1 Q. 1 to 120 based on Punjabi course of Graduation.<br>Section-II Q.121 to 150 General awareness including Himachal Pradesh current affairs & Environmental studies. |
|  | Standard of TET-Punjabi Course of Graduation level of Patiala University  |
| <b>Structure of TET for Urdu Language Teacher</b>    | Number of question and weightage-150 question carrying one mark each  |
|  | Duration-2 hour 30 minutes  |
|  | Type of questions- Multiple choice variety with four alternative out of which only one is correct.  |
|  | Negative Marking-No   |
|  | Sections of the question papers-<br>Section-1 Q. 1 to 120 based on Urdu course of Graduation<br>Section-II Q.121 to 150 General awareness including Himachal Pradesh current affairs & Environmental studies.     |
|  | Standard of TET-Urdu Course of Graduation level of J&K. University  |

The test items on child psychology, development, pedagogy and teaching learning processes will focus on educational psychology of teaching and learning relevant to the age group 06 to 11 years. They will focus on understanding the characteristics needs and psychology of diverse learners, interaction with learners and the attributes and qualities of good facilitator of learning. The question in the other sections will be based on the topics of the prescribed syllabus of the State for classes I to V, but their difficulty standard as well as linkages could be upto 10+2 level of HP Board of School Education.



12. **Validity:**

The Validity of HP TET qualifying certificate will be for life time {Notification No.: -Hi. Shi.Bo(37)DEB/TET Exam-June-2021/-25246-25259 Dated:-10-09-2021}. There will be no restriction on the number of attempts a person can take for acquiring a TET certificate. **A person who has qualified TET may also appear again for improving his/her score.**

13. **Applicability :**

TET shall apply to a school of the H.P./State Government/local authority referred to sub-clause(i) of clause(n) of section-2 of the RTE Act and a school referred to in sub-clause (ii) of clause(n) of section -2 of the RTE Act in the State. A school referred to in sub clause (iv) of clause(n) of section-2 of the RTE Act may exercise the option of considering either the TET conducted by the State Government or the TET conducted by the Central Government.

14. **Age Limit:**

There is no upper age limit to apply for the TET. The age criteria are to be considered by the appointing authority at the time of appointment as per R&P Rules.

15. **EXAMINATION CENTRES FOR TET 2022 (Rev. Sub. Division wise) :**

The Examination Centre will be allotted only within Himachal Pradesh at District/Sub-division Headquarters. The list of sub-divisions along with their corresponding codes is as under:-

| Revenue Sub-Division | Code | Revenue Sub-Division | Code |
|----------------------|------|----------------------|------|
| Bilaspur             | 1    | Karsaog              | 36   |
| Ghumarwin            | 2    | Mandi                | 37   |
| Bharmour             | 3    | Padhar               | 38   |
| Chamba               | 4    | Sarkaghat            | 39   |
| Chowari              | 5    | Sunder Nagar         | 40   |
| Dalhousie            | 6    | Chopal               | 41   |
| Killar(Pangi)        | 7    | Dodra-Kewar          | 42   |
| Tissa                | 8    | Rampur Bushehar      | 43   |
| Salooni              | 9    | Rohru                | 44   |
| Barsar               | 10   | Shimla (Rural)       | 45   |
| Bhoranj              | 11   | Shimla (Urban)       | 46   |
| Hamirpur             | 12   | Theog                | 47   |
| Nadaun               | 13   | Nahan                | 48   |
| Sujanpur             | 14   | Paonta Sahib         | 49   |
| Baijnath             | 15   | Rajgarh              | 50   |
| Dehra                | 16   | Sangrah              | 51   |
| Dharamshala          | 17   | Shillai              | 52   |
| Jaisinghpur          | 18   | Arki                 | 53   |
| Jwalamukhi           | 19   | Kandaghat            | 54   |
| Jawali               | 20   | Nalagarh             | 55   |
| Kangra               | 21   | Solan                | 56   |
| Nurpur               | 22   | Amb                  | 57   |
| Palampur             | 23   | Bangana              | 58   |
| Kalpa at Reckong Peo | 24   | Haroli               | 59   |
| Nichar at Bhawanagar | 25   | Una                  | 60   |
| Pooh (ADM)           | 26   | Dharampur            | 61   |
| Anni                 | 27   | Fathepur             | 62   |
| Banjar               | 28   | Shahpur              | 63   |
| Kullu                | 29   | Indora               | 64   |

|                |    |                |    |
|----------------|----|----------------|----|
| Manali         | 30 | kumarsain      | 65 |
| Kaza           | 31 | Jhandutta      | 66 |
| Keylong        | 32 | Swarghat       | 67 |
| Udaipur        | 33 | Balh           | 68 |
| Gohar          | 34 | Thunag         | 69 |
| Joginder Nagar | 35 | Nagrota Bagwan | 70 |
|                |    | Dheera         | 71 |

Examination Centre shall be in compatibility with the number of application received and preferably at District Headquarter/Sub-Division Level .In case the number of candidates in any District/Subdivision Headquarter is very less for running the examination in that District/Subdivision Headquarter then the candidates of that District may be allotted Examination Centers in nearby District/Subdivision Headquarter. The H.P. Board of School Education reserves all the rights to allot/change or cancel any examination center at its discretion. The examination center once allotted to the candidate shall not be changed. No online or offline request for change of examination center shall be entertained at any stage.

The candidates must bring along with them the hard board for resting the OMR sheet for darkens the circles.

#### 16. LANGUAGE OF QUESTION PAPER

The question booklet will be set and supplied in bilingual i.e. both in English and Hindi. The question papers for Shastri will be partly in Sanskrit and partly in Hindi, Punjabi/Urdu Language Teacher will be in Punjabi/Urdu/English only.

#### 17. SAMPLE OMR SHEET

Sample OMR response sheet and instructions to fill the answers in the OMR Response Sheet are given at page No.18-20.

#### 18. USE OF CALCULATING DEVICES/ PHONES/ WRITTEN/ TEXTUAL MATERIAL:-

Use of Calculators, Watches with Facilities of Calculator, Smart Watches and Cellular Phones is strictly prohibited in the Examination Hall. Candidates are also strictly forbidden from carrying any Textual Material printed or written, bits of paper, envelope or any other material into the Examination Hall except the Admit Card.

#### 19. ADMIT CARD

The Admit Card shall be issued only to those candidates who have submitted their Application Form complete in all respects within the stipulated time frame and who fulfills the minimum eligibility criteria laid down for the purpose.

- Admit Card is not transferable to any other person. Impersonation is legally punishable/cognizable offence.
- The Admit Card will contain your name, roll number, photograph, signature of the candidate, address of the examination center and test schedule.
- The Admit Card once received by the candidate should be carefully gone through and discrepancy, if any, should immediately be brought to the notice of the Board.

- No candidate will be allowed to enter in the Examination Hall without a valid Admit Card.
- Application form which is not submitted online or incomplete shall not be considered and no Admit card shall be issued to such candidates.
- Admit Card Can be download from the Board's Website ([www.hpbose.org](http://www.hpbose.org)) 4 days before the exam. The admit cards shall not be dispatched by post/fax or sent by E-mail.
- If any candidate find any discrepancies in these particulars i.e. (In Candidate Name, Father Name, Category, Sub-category) mentioned in the admit card then the candidate can give offline application with supporting documents for correction in these particulars within the stipulated period (as per Amended Examination Regulation Rule 14.2.4) i.e. within 15 days from the date of issuance of admit card. The requests received thereafter shall be dealt with vide Rule 14.2.5 of the Examination Regulations.

**19.1 WHAT TO DO IN CASE ADMIT CARD IS NOT FOUND ON WEBSITE:**

- The scheduled date of examination, he/she should, inform the Board's Office with record of submission of online application form.
- Somehow, if a candidate fails to be in possession of Admit Card before the commencement of examination, he/she should meet the Centre Superintendent at least one hour before the commencement of the examination at the center with print out of the computer generated online last CONFIRMATION PAGE.
- Any inquiry pertaining to the Admit Card without printout of the computer generated CONFIRMATION PAGE and proof of payment of fees will not be entertained under any circumstances.

**20. Evaluation and Declaration of Results:**

A fully computerized system is adopted for the evaluation of the answer scripts using optical mark reader (OMR) for the preparation of the results. **Since the evaluation will be error free under the above system, there is no provision for revaluation or rechecking of the answer scripts or recounting of the marks scored.** The result of TET will be available on Board's Website <[www.hpbose.org](http://www.hpbose.org)>.

**21. WEEDING OUT RULES**

The records of TET including OMR Response Sheet are preserved upto six months from the date of declaration of result in the accordance with Board's Weeding Out Rules.

**22. Category:**

Tick your category in the online application The category & sub-category will only be checked & verified at the time of appointment. However, **the category & sub-category declared/filled by the candidate in the online application form shall be final and shall not be changed under any circumstances after the stipulated period given for correction is over.** The abbreviations of different categories are as follows:-

| Category               | Abbreviation |
|------------------------|--------------|
| General                | Gen          |
| Scheduled Caste        | SC           |
| Scheduled Tribe        | ST           |
| Other Backward Classes | OBC          |

22.1. **Sub-category:**

If you also belong to a sub-category, write the sub-category in the rectangle provided and darken the appropriate circle corresponding to your sub-category (please choose only one sub-category whichever is beneficial to you):

| <b>Sub-Category</b>                                       | <b>Abbreviation</b> |
|---|---------------------|
| Physical handicapped                                      | PHH                 |
| Below poverty line/Integrated Rural Development Programme | BPL                 |
| Ex-servicemen (self)                                      | Ex-men              |
| Wards/Dependent of Ex-servicemen                          | Wards of Ex-men     |
| Children/Grand Children of Freedom Fighter                | W.F.F               |
| Distinguished Sports Person                               | Sports              |
| Having no sub-category                                    | None                |

23. **Professional Qualification:**

Tick the Passed circle, if you have passed the professional qualification required for sitting in the TET you are applying for or if you are appearing in the final professional examination. Please ensure that you must fulfill minimum eligibility condition of having passed the required professional qualification on the date of TET examination failing which your candidature shall be considered cancelled even if you have appeared and passed the TET.

24. **DECLARATION:**

The candidate must sign the declaration. The place & date should also be entered. The declaration will be signed by the applicant/candidate himself.

25. **Instructions/Guidelines for the Candidate regarding OMR Sheet:-**

- i) Fill in the entries in the OMR Sheet such as Name (in Capital Letters), Roll Number, Question Booklet No., Subject, Question Booklet Series in the appropriate box and darken the appropriate ovals with Blue/Black Ball Point Pen Only.

**Note:- A fully computerized system is adopted for the evaluation of the answer scripts. A machine will read the coded information in the OMR Answer Sheet. Candidate should furnish and code all information required on the answer sheet such as Name (in Capital Letters), Roll Number, Question Booklet No., Subject, Question Booklet Series, Signature etc. failing which the answer sheet will not be evaluated and zero marks will be awarded. For furnishing wrong information candidate himself responsible and no offline or online request will be entertained regarding correction in these particulars and for manual evaluation of OMR response sheet. So candidate furnish required information in the OMR response sheet carefully.**

- ii) Please darken the Ovals completely. However while darkening the oval, it may be ensured that the ink should not spread out of the Oval. Use of HIB Pencil, fountain pen and gel pen is not allowed.
- iii) **Changing An answer is not Allowed:-** The Candidate must fully satisfy themselves about the accuracy of the answer before darkening the appropriate circle, Once marked no change in answer is allowed. Use of eraser or correction fluid on OMR answer sheet is strictly prohibited.



- iv) Each question has only one correct answer. **If you give more than one answer, it will be considered wrong and it will not be evaluated. Changing, Cutting, Overwriting and Erasing of an answer will be treated as Wrong.**
- v) The candidates must note that the OMR response sheet containing items 1 to 150 must be used. Candidates must check that against each of the 150 items in the OMR response sheet there are four options (a) (b) (c) (d) marked on it.
- vi) The booklet series as given on it (to be provided in the examination hall) must be shown by blackening the appropriate circle in the prescribed box.
- vii) Candidate must put his signatures in the box provided in the OMR response sheet.
- viii) Please do not write anything in the box provided for invigilators signature. Each OMR response sheet must be signed by the invigilator.
- ix) Write your Roll Number in the prescribed box, for example if your Roll Number is 1601010001 then you should write it as:

|   |   |   |   |   |   |   |   |   |   |
|---|---|---|---|---|---|---|---|---|---|
| 1 | 6 | 0 | 1 | 0 | 1 | 0 | 0 | 0 | 1 |
|---|---|---|---|---|---|---|---|---|---|

- x) Encode your Roll Number in the prescribed format. Do the encoding with blue or black ball point pen only.

|   |   |   |   |   |   |   |   |   |   |
|---|---|---|---|---|---|---|---|---|---|
| 1 | 6 | 0 | 1 | 0 | 1 | 0 | 0 | 0 | 1 |
| 0 | 0 | ● | 0 | ● | 0 | ● | ● | ● | 0 |
| ● | 1 | 1 | ● | 1 | ● | 1 | 1 | 1 | ● |
| 2 | 2 | 2 | 2 | 2 | 2 | 2 | 2 | 2 | 2 |
| 3 | 3 | 3 | 3 | 3 | 3 | 3 | 3 | 3 | 3 |
| 4 | 4 | 4 | 4 | 4 | 4 | 4 | 4 | 4 | 4 |
| 5 | 5 | 5 | 5 | 5 | 5 | 5 | 5 | 5 | 5 |
| 6 | ● | 6 | 6 | 6 | 6 | 6 | 6 | 6 | 6 |
| 7 | 7 | 7 | 7 | 7 | 7 | 7 | 7 | 7 | 7 |
| 8 | 8 | 8 | 8 | 8 | 8 | 8 | 8 | 8 | 8 |
| 9 | 9 | 9 | 9 | 9 | 9 | 9 | 9 | 9 | 9 |

- xi) The question booklet will have 150 questions. After reading the question in the test booklet the correct response against the questions is to be blacked in the answer sheet using a blue or black ball point pen.

For example:-

Q.1 If  $3X + 15 = 21$  then the value of 'X' is

A. 4

B. 2

C. 10

D. None of these

Answer



Q2 The currency of India is

A. Dollar

B. Pound

C. Dinar

D. Rupees

Answer




As is in question 1 above the correct answer is 2 so response **B** is correct hence **B** is marked black. Similarly in question 2 the correct response is **D** and hence we have blackened **D**.

xii) Only one response to be selected & marked. In case more than one response is marked for a single question, no marks will be given to the candidate in that particular question.


xiii) All items carry equal marks. There will be no negative marking. Do the encoding carefully as given in the illustrations. While encoding your particulars or marking the Answers in the OMR response sheet, you should blacken the circle corresponding to the Choice in full and no part of the circle should be left unfilled.


xiv) You must mark your responses only on the OMR response sheet given to you in the examination hall. Responses marked on the test booklet or any paper other than the OMR response sheet shall not be examined for which the candidate himself will be responsible.

- The candidate must bring with him/her Hard Card Board, blue or black ball point pen to the examination hall on the day of TET Test.
- The candidate must reach the examination hall/room(s) 30 minutes before the commencement of the examination to fill up particulars on the OMR response sheet.
- OMR scan able answer sheet will be used. Therefore, marking of response has to be done carefully to avoid smudging or creasing of sheet.

  
(Section Officer)

  
(Assistant Secretary)

  
(Additional Secretary)

  
(Secretary)  
20